

Studies Concerning the Stability of Antioxidant Compounds in *Aronia Melanocarpa* Fruits

Naliana Lupascu

UMF "Carol Davila" Bucharest, Faculty of
Pharmacy, Bucharest, Romania

Rodica Sîrbu

"Ovidius" University of Constanța, Faculty of
Pharmacy, Constanta, Romania

Abstract

Aronia Melanocarpa fruits are high in vitamin C. Vitamin C is an antioxidant necessary for the human body to prevent scurvy, gum disease, bone and blood vessels and boost immunity. The paper also highlighted the determination of vitamin C in the *Aronia Melanocarpa* fruits, and studies on the stability of vitamin C in different pH environments in the process of oxidation in atmospheric oxygen. Ascorbic acid oxidation reaction proceeds through a chained mechanism. In 1936 Barron et al. [1], conducted the first study of auto-oxidation of ascorbic acid to dehydroascorbic acid. Through this research, we highlight areas where vitamin C pH will be stable.

Keywords: *Aronia Melanocarpa*, pH, Vitamin C, antioxidants

1. Introduction

Aronia melanocarpa belongs to the *Rosaceae* family and originated from the eastern parts of North America and East Canada. Its fruits are harvested between August and September [2].

A common name for *Aronia melanocarpa* is chokeberry. It is often confused with chokecherry, which is the common name for *Prunus virginiana*.

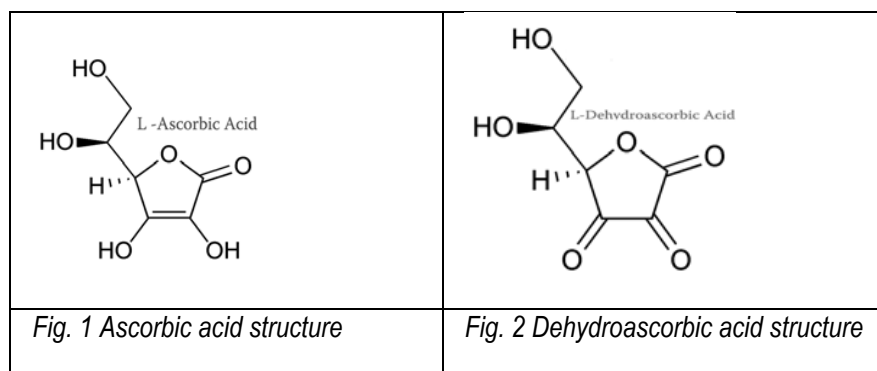
Vitamin C is a common natural substance, especially in plants. The content of vitamin C is an important parameter for assessing the nutritional value of the food as it degrades during storage [3], [4].

Vitamin C is a highly water-soluble compound that has both acidic and strong reducing properties. It naturally occurs in many plants and animals except in humans. The natural vitamin exists in L-ascorbic acid form. The D-isomer (i.e., D-ascorbic acid), which is the mirror image of the same molecular structure, has only about 10% of the

activity of the L-isomer. L-ascorbic acid is a weak sugar acid which is structurally related to glucose attached to a hydrogen ion.

It is a strong reducing agent, which carries out its reducing function and easily converts to its oxidized form, the L-dehydroascorbic acid, when oxidative stress is present. Due to this characteristic, L-ascorbic acid is commonly applied in food industry as a food additive functioning as a versatile antioxidant to protect foods from deterioration by oxidation.

The richest natural sources of Vitamin C are fruits and vegetables, for example, blackcurrant, blueberry, orange, lime, lemon, strawberry, cabbage and malt. It is noted that Vitamin C can be chemically decomposed under certain conditions, such as heating and oxidation, many of which may occur during the cooking of food. [5]



The retention of vitamin C is often used as an estimate for the overall nutrient retention of food products because it is highly sensitive to oxidation and leaching into water-soluble media during storage, it begins to degrade immediately after harvest and degrades steadily during prolonged storage [6]

Vitamin C is an important anti-oxidant, helps protect against cancers, heart disease, stress, it is part of the cellular chemistry that provides energy, it is essential for sperm production, and for making the collagen protein involved in the building and health of cartilage, joints, skin, and blood vessels [3].

Aronia berries are high in vitamins, minerals, and folic acids.

Aronia fruit derived products have been widely studied and have gained popularity as a healthy food source, as well as for medicinal purposes [7], while the high content in phenolics, especially anthocyanins derivatives, is at the basis of most medicinal benefits. [8]. The juice from *A. melanocarpa* berries is an important source of phenolic compounds with antioxidant properties: procyanidins, anthocyanins, (-)-epicatechin, chlorogenic acid, neochlorogenic acid [1], [9].

Medical research has documented many health benefits of aronia berries.[10]. Pîrvu L et. all [8] demonstrated anti-inflammatory power effect of the fruit of Aronia

Melanocarpa and dermal tolerance testing in rabbits (see Fig.3).The skin was examined 24 hours later, to evaluate the degree of erythema, oedema, desquamation, scab formation and any other lesions. Examination was repeated after 48, 72 hours and 7 days. Anti-inflammatory power is similar to that of indomethacin.

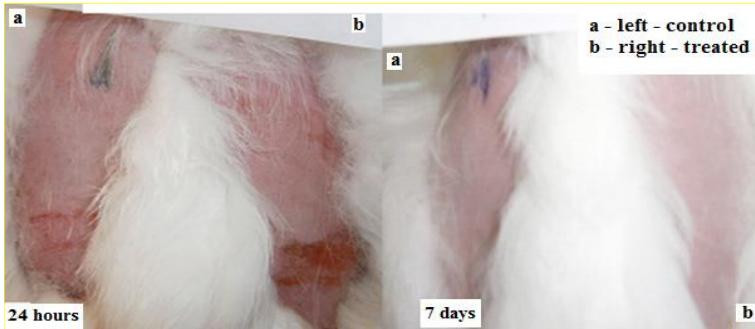


Fig. 3 Anti-inflammatory power effect of the fruit of Aronia Melanocarpa and dermal tolerance in rabbits [8]

2. Materials and Methods

Plant material: Mature Aronia Melanocarpa fruit samples (see Fig.4), approximately 1 kg each was collected from Dragasani Vâlcea in September 2016. The marketing conditions of these products were recreated in the laboratory by stocking them at 4°C.



Fig.4. Aronia Melanocarpa Fruits from Dragasani - Vâlcea

A. Extraction of Ascorbic Acid from Samples

The extracts were obtained following the next protocol: 15 gram fresh fruits of Aronia melanocarpa fruits as extracted with 10 mL of acidified solutions methaphosphoric acid 5%. The residue was re-extracted until the extraction solvents remained colorless (the total solvent volume was 50 mL). The extract was filtered through a Whatman no. 5 filter paper. Fruit juices were prepared using a robot type fruit

squeezer. Juice clear samples was filtered to remove pulp and seeds and stored in already labeled plastic containers were stored at refrigerated at 4°C for seven days after processing.

Acid ascorbic concentration was determined by titrimetric method on Aronia juice pulp clear juice and fresh fruits.

B. Standardizing Solution and Titration of Juice Samples

Vitamin C standard solution: 1mg/mL

Vitamin C solution (10 mL) was titrated into 100 mL conical flask and 10 drops of starch solution was added. This will be until the first blue colour which persisted for about 20 sec was observed. Juice samples and fresh fruits extracts (10mL) were titrated. The initial and final volume of iodine solution required to produce the colour change at the end point was recorded triplicate in all cases.

C. Chemical Analyses

Vitamin C from fresh fruit and juice was determined using KIO_3 titration and pH of the juices was evaluated using a digital pH meter pH/mV Cond /TDS/Temp at 25°C (see Fig. 5).




Fig. 5. pH - Aronia Melanocarpa juice (Day 3)

3. Results and Discussions

The level of ascorbic acid was found 127,85 - 120,08 in fresh fruits and 180,42 - 150,42 in fresh juice is in agreement with the other studies in literature. Our results illustrated that ascorbic acid should be responsible for the effective antioxidant properties of the Aronia Melanocarpa extract (see Table 1).

Tabel 1. Evolution of vitamin C and pH during storage

S / N O		Sample		Ascorbic Acid mg/Kg and mg/L			pH			Diference	
		Common Name	Bota nical Nam e	Day 1	Day 2	Day 3	D ay 1	D ay 2	D ay 3	Vit. C	p H
1	Fre sh Fru its	Chokeberr y	Aroni a M.	127. 85	122 .36	120. 08	3. 5 8	3. 5 0	3. 45	7.7 7	1 3
2	Fre sh juic e	Chokeberr y	Aroni a M.	180. 42	174 .86	150. 98	3. 4 5	3. 4 0	3. 37	29. 44	8

The pH fluctuations were measured between 3,58 - 3,45 from fresh fruits and juice between 3,45 - 3,37. These results show differences depending on the fresh fruit and fresh juice and retention time (see Table 1).

pH is the main factor affecting the stability of vitamin C, thus high values of pH favoring the oxidation processes of vitamin C [3]

It is recommended fresh juice, squeezed and consumed immediately.

Conclusions

The relationship between food and health is becoming increasingly important, customers are now demanding healthy, tasty, natural and functional, which were grown in uncontaminated environments. [3]

Aronia Melanocarpa are high in vitamin C but results presents in this study confirm the degradation of vitamin C in time that the Aronia Melanocarpa extracts.

References

- [1] Corina Costescu, D. Pârnu, A. Riviş, 2006. The determination of some physical-chemical characteristics for orange, grapefruit and tomato juices, *Journal of Agroalimentary Processes and Technologies*, Volume XII, No. 2 (2006), 429-432.
- [2] Everhart E., Aronia: A New/Old Berry Crop for the Northeast Horticulture Consulting, 1208 Chestnut Street, Atlantic, IA 50022-2236, 712-254-4035
- [3] Experiment 1: Determination of Vitamin C (Ascorbic Acid) Concentration in Fruit Juice; Food Science and Technology Strand Laboratory 1: Food Science and Technology Strand, 2013;
- [4] Kokotkiewicz A., Jaremicz Z., Luczkiewicz M.. Aronia plants: a review of traditional use, biological activities, and perspectives for modern medicine. *J Med Food*,13(2), 255-69, 2010;
- [5] Kulling S.E., Rawel H.M., Chokeberry (*Aronia melanocarpa*) – A review on the characteristic components and potential health effects, *Planta Medica*, 2008; 74: 1625–1634;
- [6] Leahu A, Damian C, Oroian M., Ropciuc S., Physico-chemical parameters of fruit juices - evolution during storage, *Lucrări Ştiinţifice-Seria Zootehnie*, vol. 59, 2013;
- [7] Lemamy G.J., Lubrun M., Omouessi S T., Ndeboko B., Mouecoucou J., Evolution of biochemical and physical parameters of two fresh-cut fruits over storage at 40C, *Academic journals*, vol p, 239-248.
- [8] Njoku PC, Ayuk AA, Okoye CV. Temperature effects on vitamin C content in citrus fruits. *Pakistan Journal of Nutrition*.;10(12):1168-1169, 2011;
- [9] Oprea E., Manolescu B.N., Fărcăşanu I.C., Mladin P., Mihele D.. Studies concerning antioxidant and Hypoglycaemic Activity of *Aronia melanocarpa* fruits, *Revista Farmacia*, Vol 62, 2014;
- [10] Oszmianski J., Wojdyło A., *Aronia melanocarpa* phenolics and their antioxidant activity, *Eur Food Res Technol*, 2005; 221: 809–813;
- [11] Pîrvu L., Panteli M., Raşit I., Grigore A., bubueanu C., The Leaves of *Aronia Melanocarpa* L. and *Hippophae rhamnoides* L. as source of active ingredients for biopharmaceutical Engineering, *Agriculture and Agricultural Science Procedia* 6 , 593 – 600; 2015;